



Product Features



Inspired by the spirit of adventure, ADX is the scooter full of its personality. The design showcases its power, speed and style elements. It combines the versatile functions with sophisticated beauty. With the mono-shock absorber, tires, and riding position, ADX can handle the rough roads as easily as the smooth ones. ADX is more than a commuter scooter with characteristics. It is the crossover masterpiece that makes the ride fun and enjoyable. Looking for some adventures in the ordinary life? ADX is the partner you have been dreaming of.



Riding with Attitude

Front View

Big cuts and clear structure built the sophisticated look for ADX. The adoption of dual automobile-grade LED head light not only makes it stylish, but also improves the riding safety.



- Riding with Attitude

Rear View

The hammer-shape LED tail light exhibits the beauty of power. Tall and suspended rear tail creates an adventurous rear view for ADX.



- Riding with Attitude

Longer Travel Distance

Large Fuel Tank Capacity

The large fuel tank capacity reduces the frequency of visiting a gas station. The 15L fuel tank capacity is even bigger than most of the maxi scooters. The rider can focus on enjoying the ride without worrying about the fuel.



Extended Foot Space

The footrest in the front provides a space to place rider's legs in the most natural and relaxed position, which can reduce the fatigue during long-distance riding.

Z.R.S.G. and S. Stop

ADX equipped with advanced Z.R.S.G. and the S. Stop idling stop system. After three seconds of idling, the engine automatically turns off. With the help of Z.R.S.G system, the engine can be started right away. There is no delay and frustration at the start. It helps to reduce fatigue when riders' are in a long distance trip and save more energy at the same time.



Anti-Lift Engine Hanger System (A.L.E.H.)

A.L.E.H. improves the riding stability while opening throttle. With balanced frame design, A.L.E.H. does not give discomfort of the rider when instant acceleration, and also increases the stability of the rider at high speed. It's crucial to have a comfy ride in a long distance.

The background of the image is a white surface with large, irregular splatters of bright orange paint. The splatters are most concentrated in the top-left and bottom-right corners, with some smaller splatters scattered throughout. The text is centered horizontally and positioned in the middle of the page.

Extraordinary Maneuverability

Mono-Shock Absorber

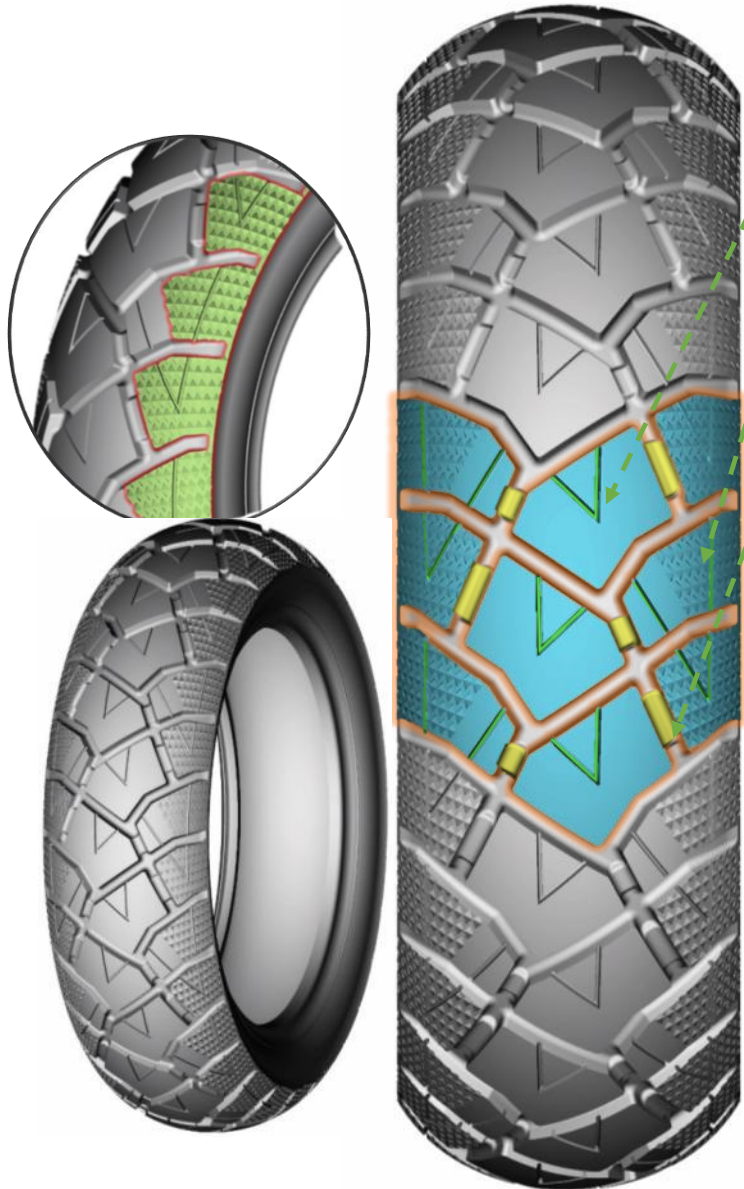
Mono-shock absorber delivers the direct feedback to the rider. It features the excellent maneuverability, and it is especially ideal for the sport riding.




Liquid-cooled Engine

The max power of ADV can reach 9.0 kW @ 7,500 rpm and the max torque is 11.5 Nm @ 6000 rpm. The liquid-cooled engine provides great power for your adventure.

Off/On Road Dual Purpose Tires



1. The sipes pattern design provides better traction and grip.
2. It has good cornering performance of sports tires and the great durability and drainage performance of recreational tires.
3. Reinforcing ribs are used to connect the blocks, which greatly improves the rigidity of the tread and effectively prolongs the service life.
4. Suitable for all-terrain road conditions.



The middle block pattern texture design can adapt to various road conditions



Unique diamond-shaped design, greatly increase the ability of grip




The tread is matched with the thin groove, which can effectively break the water surface, increase the contact with the surface, and prevent sliding in the rain.

- Extraordinary Maneuverability

Triangular Shape Muffler

The triangular muffler design sharpens the style of exhaust pipe. The lean angle can reach 42°. Riders can lean the scooter lower when cornering to enjoy more pleasure in riding.



- Extraordinary Maneuverability

High-End Equipment

Auto-Dimmer 5" TFT Instrument

The all new 5" TFT instrument with the auto dimmer guarantees the great visibility in all kinds of environments. Also, there are two modes (Day and Night), which can be switched automatically. The clear instrument information offers the best support to the riders on every adventure.



Keyless System 2.0

The keyless system 2.0 is easy to operate and more user-oriented to use. The journey can be started easily as long as you have key fob with you.

It has emergency ignition mode design. Even when the key fob battery is low, you can still start the engine. All you need to do is to keep your key fob near the antenna and turn the main switch to start. No more worries to be trapped in the somewhere unknown.



Quick Charge 3.0

QC 3.0 power output makes sure your electronic gadgets always stay alive.


The background of the image features a vibrant orange color with a splatter or ink-blot texture. The splatters are most prominent in the top-left and bottom-right corners, creating a sense of movement and energy. The central area is a lighter, more uniform orange, providing a clear space for the text.

Advanced Protection



Full LED Lighting

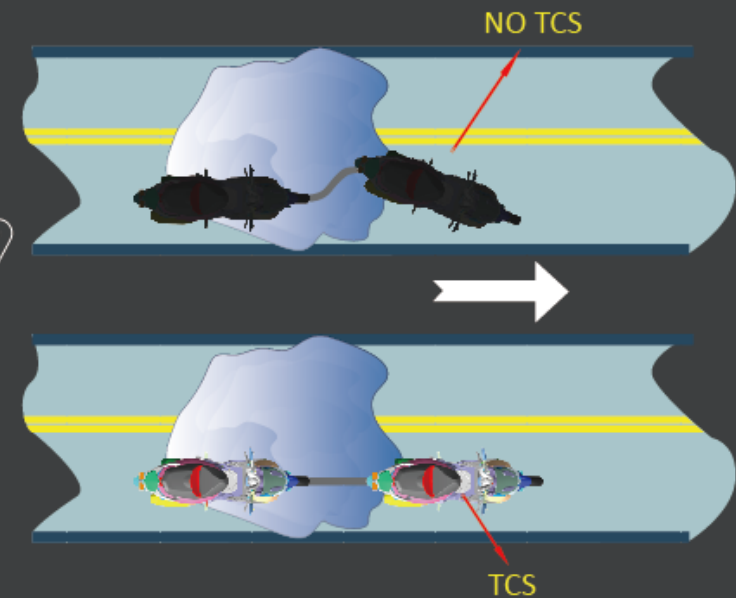
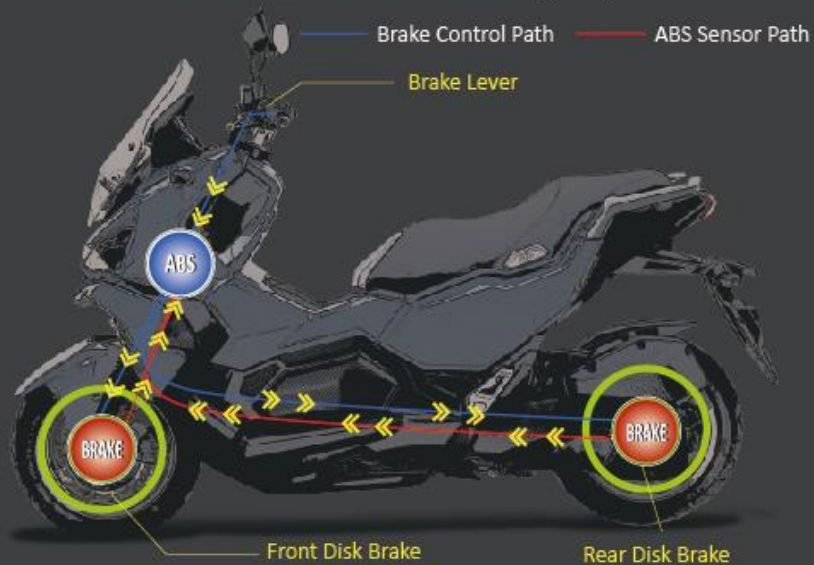
ADX equips with the LED headlight, LED position light, LED taillight, and LED turn indicators. The LED dual headlights enhance the concentration of light sources. The full LED lighting not only makes ADX stylish but also greatly improves the riding safety.



ABS and TCS

The advanced protection gives riders more confidence when getting into the unknown. Exploring adventure can be safe at the same time.

Anti-Lock Braking System



Colors and Specification

Colors



WH-006



BK-001C



BUP-275U



GY-008C




GN-546U

Specification

MODEL	ADX 125
ENGINE	
ENGINE TYPE	1-cylinder, Liquid-cooled 4-stroke, OHC, 4-valve
DISPLACEMENT	125 c.c.
BORE x STROKE	Ø 55 x 56.5 mm
MAXIMUM POWER	9.0 kW / 7,500 rpm
MAXIMUM TORQUE	11.5 Nm / 7,000 rpm
FUEL SYSTEM	E.F.I.
TRANSMISSION	C.V.T.
CHASSIS	
FRONT SUSPENSION	Telescopic Fork
REAR SUSPENSION	Single-sided Mono-shock
FRONT BRAKE	Disc Ø 260 mm + ABS
REAR BRAKE	Disc Ø 230 mm + ABS
FRONT TYRE	120 / 70 - 13
REAR TYRE	130 / 70 - 13
DIMENSIONS	
OVERALL LENGTH	1,980 mm
OVERALL WIDTH	780 mm
OVERALL HEIGHT	1,225 mm
SEAT HEIGHT	810 mm
WHEEL BASE	1,390 mm
FUEL TANK CAPACITY	15.2 L





Exploring more adventure with SYM